

USER MANUAL

AmaMedic AM-8017

HAND MASSAGER W/ FINGER COMPRESSION

WITH HEATING THERAPY



TABLE OF CONTENTS

Product Parameter	01
Explanation of Symbols	01
Instructions	02
Use Instructions	02
Safety Advice	04

Product parameter

Name and model : Hand massager W/finger compression AM-8017
 Rated voltage : 5V \equiv 2A
 Power consumption : 10 W
 Operating time : 10 minutes
 Dimensions (L x W x H) : approx. 8.74 inch x 7.48 inch x 4.26 inch
 Weight : approx. 2.35 lbs

Explanation of symbols

The following symbols are used in the operating instructions and on the type plate:



Warning Warning of risks of injury or health hazards.



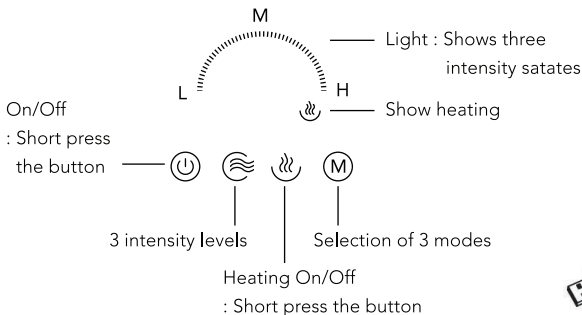
Caution CAUTION Safety information about possible damage to the appliance/accessories.



Note Important information.



The device has double protective insulation and therefore complies with protection class 2



Accessories list: USB cable and instruction manual

Instructions

Power button

Short press to turn on and off; the device starts the massage in mode 1.
Short press again to turn off all functions.

Level button

Short press to switch the intensity to low level (light up on the left a third), middle level (light up on the left two-thirds), and high level (light up on the full).

Mode button

Press this button to switch to the 3 massage modes.

Heating button

Press shortly to start/close the heating function.

The heating is on when the white light is illuminated;
no light indicates that the heating is off.

Please note that the heating function only operates during the kneading massage.

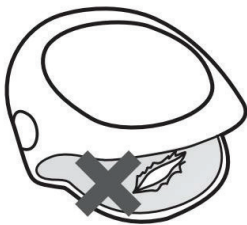
Others

The device turns off automatically after 15 minutes. 5V 2A adapter must be used

Use Instructions



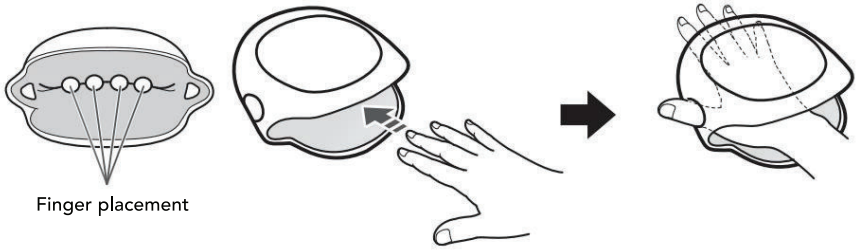
Precautions before use



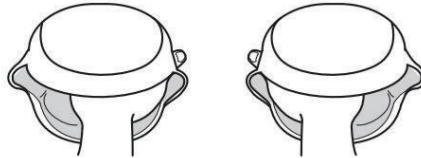
- Please check whether the sewing cloth cover of the massager is broken before use. If it is damaged, do not use.
- Before use, please confirm that the operation button and timing function are working properly.
- If you have not used it for a long time, please read the instructions again to verify that the machine is operating properly and safely

Place your finger in the device

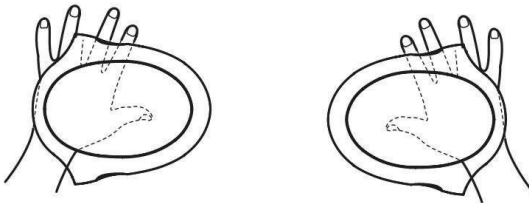
When massaging, open the hand that you want to massage and place the four fingers.



Be sure to pull your finger out of the device only after the power is turned off.



* When massaging the thumb, the thumb can be laterally placed into the device.



Left hand

Right hand

(Example of thumb massage)



Safety advice

Read all safety advice and instructions. Non-observance of the safety advice and instructions may cause electric shock, fire, and/or serious injuries.

a) The description of important safety matters.

- In order to ensure the safe and correct use of the product, please read the operation manual in detail before use.
- Please be sure to use this product according to the intended purpose outlined in the manual.
- Remove the power plug from the socket after use or before cleaning the product.
- Use the warm function with caution to avoid severe burns.
- Avoid using on insensitive or overly sensitive skin, as well as areas with poor blood circulation.
- Do not allow children or individuals with physical or mental disabilities to use the warm function by themselves to prevent potential dangers from improper operation.
- To prevent accidental fire, electric shock, or injury due to overheating, do not place the product on pillows or blankets.
- Ensure a suitable operating environment.
- Do not cover the device during use to prevent motor temperature from becoming too high, leading to failure or damage.
- If the product is used around children, individuals with physical or mental disabilities, or those who need assistance, it should be supervised by someone responsible for their safety.
- If you feel discomfort during the massage, please stop the massage immediately.
- The appliance has a hot surface, and individuals insensitive to heat should exercise caution when using it.

When the following conditions occur, do not use this product.

- The power cable or power plug is damaged.
- The operation is abnormal.
- It has fallen or become damaged.
- It had fallen into the water.

- Please contact the online store customer service or after-sales center for inspection and repair. Do not use parts other than those recommended by the manufacturer.
- Do not insert or drop items into any opening of the product.
- If you want to cut off the power supply, please turn off all operating controls and remove the power plug from the socket.
- This product is not intended for self-diagnosis or treatment, and should be handled by a medical professional if diagnosis or treatment is required.

b) Use environment

- Avoid using the product in a humid or dusty environment to prevent product failure.
- Do not position the product outdoors.
- Keep the product away from electric heaters, stoves, or direct sunlight.

c) Safe operatio

Keep the product away from hot surfaces and areas.

People who are not suitable to use this product.


- If you have any of the following conditions, consult with your doctor before using.
- Those who are being treated by a doctor or are not feeling well.
- Those who have undergone surgery on their hands and wrists.
- Patients with hypertension, heart disease, cerebral arteriosclerosis, or cerebral thrombosis.
- Patients with malignant tumors.
- Pregnant women.
- Individuals with osteoporosis.
- Those who are using pacemakers or implanted medical devices.
- Individuals with acute illness.
- Minors and persons with physical and mental disabilities.

e) The use of power plugs and power cables

- Do not insert or remove the power plug with wet hands to avoid electric shock or machine failure.
- When pulling out the power plug, please hold the plug itself and do not pull the wire.
- Although the 15-minute automatic timing function will automatically stop the product's operation, please be sure to cut off the main power supply after each use.
- The power cord must be kept at a safe distance from the heating surface.
- Do not place the power cord under the product or any heavy object. Also, do not wrap the power cord around the product to avoid damaging the power cord and prevent electric shock or wire fire.
- When the power cord or power plug is damaged, do not continue to use the product.
- Do not use the product when the power socket is loose.
- Do not move the product with the power cord or use the power cord as a grip. When the power cord is damaged, it must be inspected and repaired by the service center or authorized technicians.


**Attention!**

- Do not fall asleep during product operation.
- Do not use this product when drunk or unwell.
- Do not use this product for more than 30 minutes continuously.
- Do not use if the cloth cover of the product is broken.
- If the product is moved from a low-temperature storage place to a warm environment for use, the product may be affected due to the accumulation of water vapor in the machine, often causing machine failure. It is recommended that the product be placed at normal room temperature for 1 hour before starting to use.
- Please stop using the machine immediately if you perceive any machine failure or abnormal condition during use.
- Do not use this product during a lightning storm.

AmaMedic **888-848-2630**

MON - FRI : 9:30 ~ 18:30 (CT)

SAT : 9:30 ~ 16:00 (CT)

 **service@osakititan.com** **1001 W. Crosby Rd. Carrollton, TX 75006**